

## Weld-on Lifting Ring RUD VLBS with spring



### Product information

- Suspension ring pivots 180°
- Suspension ring & weld-on-block of the VLBS-U are undetachable
- Suspension ring can be angled into position (VLBS-U)

Clamping spring works as a noise reduction and holds the suspension ring in the requested position; therefore simple hinge of lashing mean possible.

**Marking:** According to standard


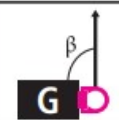
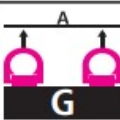
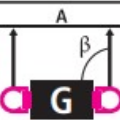
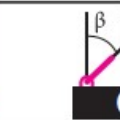

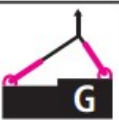
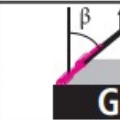
**Temperature range:** -40° up to +200°C

**Standard:** EN 1677-1

**Safety factor:** 4:1

Part code	Code	WLL ton	A,	B,	C,	D,	E,	F,	G,	H,	T mm	Weight kg
42157993035	VLBS-U-1,5t with spring	1.5	33	66	25	38	40	14	33	14	65	0.35
42157994830	VLBS-U-2,5t with spring	2.5	38	77	28	45	47	16	40	16	75	0.53
42157993036	VLBS-U-4t with spring	4	42	87	31	51	52	18	46	16	83	0.72
42157993037	VLBS-U-6,7t with spring	6.7	61	115	44	67	73	24	60	22.5	117	1.89
42157993040	VLBS-U-10t with spring	10	75	129	55	67	71	26.5	60	26.5	126	2.76
42157906640	VLBS-U-16t with spring	16	96	192	70	100	106	40	90	26	176	7.12

## Technical data

Method of lift										
Number of legs	1	1	2	2	2	2	2	3 / 4	3 / 4	3 / 4
Angle of inclination <math>\beta</math>	0°	90°	0°	90°	0-45°	>45-60°	Un-symm.	0-45°	>45-60°	Un-symm.
Faktor	1	1	2	2	1.4	1	1	2.1	1.5	1
Type	For the max. total load weight >G<									
VLBS 1.5 t	<b>1.5 t</b> 3300 lbs	<b>1.5 t</b> 3300 lbs	<b>3 t</b> 6600 lbs	<b>3 t</b> 6600 lbs	<b>2.12 t</b> 4620 lbs	<b>1.5 t</b> 3300 lbs	<b>1.5 t</b> 3300 lbs	<b>3.15 t</b> 6930 lbs	<b>2.24 t</b> 4950 lbs	<b>1.5 t</b> 3300 lbs
VLBS 2.5 t	<b>2.5 t</b> 5500 lbs	<b>2.5 t</b> 5500 lbs	<b>5 t</b> 11000 lbs	<b>5 t</b> 11000 lbs	<b>3.5 t</b> 7700 lbs	<b>2.5 t</b> 5500 lbs	<b>2.5 t</b> 5500 lbs	<b>5.25 t</b> 11550 lbs	<b>3.75 t</b> 8250 lbs	<b>2.5 t</b> 5500 lbs
VLBS 4 t	<b>4 t</b> 8800 lbs	<b>4 t</b> 8800 lbs	<b>8 t</b> 17600 lbs	<b>8 t</b> 17600 lbs	<b>5.6 t</b> 12320 lbs	<b>4 t</b> 8800 lbs	<b>4 t</b> 8800 lbs	<b>8.4 t</b> 18500 lbs	<b>6 t</b> 13200 lbs	<b>4 t</b> 8800 lbs
VLBS 6.7 t	<b>6.7 t</b> 14750 lbs	<b>6.7 t</b> 14750 lbs	<b>13.4 t</b> 29500 lbs	<b>13.4 t</b> 29500 lbs	<b>9.4 t</b> 20650 lbs	<b>6.7 t</b> 14750 lbs	<b>6.7 t</b> 14750 lbs	<b>14.1 t</b> 30980 lbs	<b>10 t</b> 22100 lbs	<b>6.7 t</b> 14750 lbs
VLBS 10 t	<b>10 t</b> 22000 lbs	<b>10 t</b> 22000 lbs	<b>20 t</b> 44000 lbs	<b>20 t</b> 44000 lbs	<b>14.0 t</b> 30800 lbs	<b>10 t</b> 22000 lbs	<b>10 t</b> 22000 lbs	<b>21.2 t</b> 46200 lbs	<b>15 t</b> 33000 lbs	<b>10 t</b> 22000 lbs
VLBS 16 t	<b>16 t</b> 35200 lbs	<b>16 t</b> 35200 lbs	<b>32 t</b> 70400 lbs	<b>32 t</b> 70400 lbs	<b>22.4 t</b> 49300 lbs	<b>16 t</b> 35200 lbs	<b>16 t</b> 35200 lbs	<b>33.6 t</b> 73920 lbs	<b>24 t</b> 52800 lbs	<b>16 t</b> 35200 lbs
At a lift with one strand and two parallel strands where the inclination angles are at the max. $\pm 7^\circ$ , the lifting methode can be assumed as a vertical lift.					When lifting with two, three or four leg lifting means, inclination angles of less than $15^\circ$ shall be avoided, if possible (Risk of instability).					

# Blueprint

