



Lifting Eye Nut RUD RM, Metric fine thread

Product information


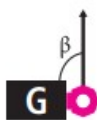
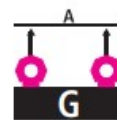
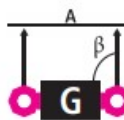
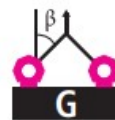


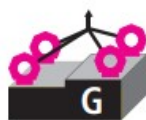
- considerably higher WLL in comparison to DIN 582
- clear marking of the minimum WLL
- comprehensive range of threads

Temperature range: -40° up to 200°C

Safety factor: 4:1

Part code	WLL ton	A mm	B mm	C mm	D mm	E mm	M mm	T mm	Weight kg
421100201120	2	20	21	20	50	50	M24x2	70	0.7

Technical data

Method of lift								
Number of legs	1		2		2		3/4	
Angle of inclination β	0°	90°	0°	90°	0°-45° / 45°-60°		unsymm.	0°-45° / 45°-60° unsymm.
Factor	1		2		1		1.5	1
Metric type	RUD-Eyenut -WLL in metric tonnes, bolted							
RM- M6		0.4 t	0.1 t	0.8 t	<p>For these kind of lifting purposes we recommend lifting points which can be adjusted to direction of pull!</p>			
RM- M8		0.8 t	0.2 t	1.6 t				
RM- M10		1 t	0.25 t	2 t				
RM- M12		1.6 t	0.4 t	3.2 t				
RM- M14	M14x1.5	3 t	0.75 t	6 t				
RM- M16	M16x1.5	3.2 t	0.8 t	6.4 t				
RM - M18	M18x1.5	4.8 t	1.2 t	9.6 t				
RM- M20 + M22	M22x1.5	6 t	1.5 t	12 t				
RM- M24 + M27	M24x2 / M27x2	8 t	2 t	16 t				
RM- M30 + M33		12 t	3 t	24 t				
RM- M36		16 t	4 t	32 t				
RM- M39		20 t	5 t	40 t				
RM- M42		24 t	6 t	48 t				
RM- M48	M48x3	32 t	8 t	64 t				

Blueprint

