

## Lifting Eye RUD VWBG



### Product information

- Rotates 360°, pivots 230°
- Indicator markings to highlight wear and damage to load ring
- Oversized load rings
- Ball bearing

**Marking:** According to standard, CE-marked

**Temperature range:** -40°C up to +100°C


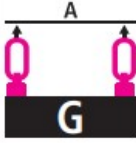
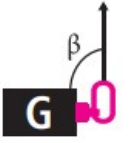
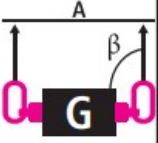
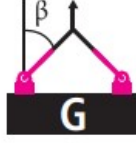
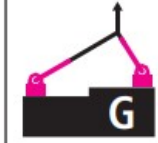
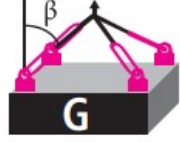

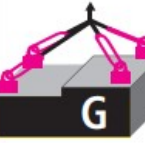
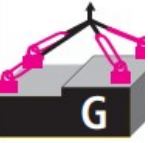
**Standard:** EN 1677-1, EN 1677-4

**Safety factor:** 4:1

**Grade:** 10

Part code	WLL	Thread mm	A mm	B mm	C mm	D mm	E mm	F mm	G mm	M mm	T mm	Weight
42157999059	8	M36	22	86	50	90	80	54	94	M36	208	4.72
42157999044	12	M42	26	111	65	98	85	63	95	M42	234	6.1
42157900455	12	M45	26	111	65	98	85	67	95	M45	234	6.24
42157999045	13	M48	26	111	65	98	85	68	95	M48	234	6.37
42157901081	14	M52	32	119	70	120	95	78	120	M52	271	10.55
42157999004	16	M56	32	119	70	120	95	84	120	M56	271	10.68
42157999043	16	M64	32	119	70	120	95	94	120	M64	271	11.4
42157900097	31.5	M72	46	130	90	170	145	108	159	M72	338	29.96

## Technical data

Method of lifting											
no. of strands	1	2	1	2	2	2	2	3 / 4*	3 / 4*	3 / 4*	
inclination angle <math>\beta</math>	0°-7°	0°-7°	90°	90°	0-45°	>45-60°	Un-symm.	0-45°	>45-60°	Un-symm.	
Factor			1	2	1.4	1	1	2.1	1.5	1	
Loading directions (Pic. 8)	Z	Z	X (Y)	X (Y)	X (Y)	X (Y)	X (Y)	X (Y)	X (Y)	X (Y)	
Type	thread	For the max. total load weight >G< in metric tons, tightened and adjusted to force direction									
VWBG 6(7.5)	M33	15	30	6 (7.5)	12 (15)	8.4 (10.5)	6 (7.5)	6 (7.5)	12.6 (15.75)	9 (11.25)	6 (7.5)
VWBG 8(10)	M36 1 1/2"	15	30	8 (10)	16 (20)	11.2 (14)	8 (10)	8 (10)	17 (21.2)	11.8 (15)	8 (10)
VWBG 12(13)	M42 1 3/4" - 1 7/8"	17	34	12 (13)	24 (26)	16.8 (18.2)	12 (13)	12 (13)	25.2 (27.3)	18 (19.5)	12 (13)
VWBG 12(15)	M45	18	36	12 (15)	24 (30)	16.8 (21.2)	12 (15)	12 (15)	25.2 (31.5)	18 (22.4)	12 (15)
VWBG 13(16)	M48 2"	18	36	13 (16)	26 (32)	18.2 (22.4)	13 (16)	13 (16)	27.3 (33.6)	19.5 (24)	13 (16)
VWBG 14(20)	M52	25	50	14 (20)	28 (40)	19.6 (28)	14 (20)	14 (20)	29.4 (42)	21 (30)	14 (20)
VWBG 16(22)	M56 2 1/4" - 2 1/2"	28	56	16 (22)	32 (44)	22.4 (30.8)	16 (22)	16 (22)	33.6 (46.2)	24 (33)	16 (22)
VWBG 16(25)	M64 2 3/4" - 3"	28	56	16 (25)	32 (50)	22.4 (35)	16 (25)	16 (25)	33.6 (52.5)	24 (37.5)	16 (25)
VWBG 31.5(40)	M72 3"	50	100	31.5 (40)	63 (80)	45 (56)	31.5 (40)	31.5 (40)	67 (84)	47.5 (60)	31.5 (40)
VWBG 35(48)	M80 3 1/2"	50	100	35 (48)	70 (96)	49 (67.2)	35 (48)	35 (48)	73.5 (100.8)	52.5 (72)	35 (48)

VWBG 40(50)	M90 4" - 5"	50	100	40 (50)	80 (100)	56 (70)	40 (50)	40 (50)	84 (105)	60 (75)	40 (50)
At a lift with one strand and two parallel strands where the inclination angles are at the max. $\pm 7^\circ$ , the lifting methode can be assumed as a vertical lift.						When lifting with two, three or four leg lifting means, inclination angles of less than $15^\circ$ shall be avoided, if possible (Risk of instability).					

## Blueprint

