Swivel Hoist Ring 8-231 Long Bolt

Product information

This swivel hoist ring rotates through 360° and pivots 180°, and simultaneously allows lifting from any direction.

- Load rated parts are 100% magnaflux crack detected.
- Individual forged parts and cap screw are traceable to Test Certification.
- Bolt are Metric thread (ASME / ANSI B18.3.1M).
- Proof tested to 2.5 times the WLL.
- Fatigue rated to 1.5 times the WLL.
- Quick and simple assembly, just a tapped hole is required.

Features: Built-in RFID/NFC chip
Material: Forged alloy steel, quenched and tempered
Marking: According to standard, CE-marked
Standard: EN 1677-1

Safety factor: 4:1

Part Code	WLL ton	Torque Nm	Thread M mm	Thread length (E) mm	Pitch DIN13	A mm	B mm	C mm	D mm	F mm	G mm	R mm	SW mm	Weight kg
42158231005105L	0.5	30	M 8	83	1.25	33	42	28	11	80	58	17	13	0.3
42158231007125L	0.7	60	M 10	103	1.5	33	41	29	11	80	58	17	17	0.4
42158231010150L	1	100	M 12	128	1.75	33	39	31	11	80	58	17	19	0.4
42158231020185L	2	150	M 16	149	2	50	54	46	17	116	90	27	24	1.1
42158231030230L	3	250	M 20	194	2.5	51	52	49	17	116	90	27	30	1.4
42158231050265L	5	400	M 24	221	3	72	81	59	25	163	126	37	36	3.2
42158231078340L	7.8	500	M 30	278	3.5	87	94	81	30	204	148	46	46	6.3
42158231125300L	12.5	1,000	M 36	225	4	110	112	98	36	248	188	57	55	10.9
42158231156350L	15.6	1,500	M 42	268	4.5	110	101	108	36	248	188	57	65	13.9
42158231200385L	20	2,000	M 48	303	5	110	97	112	36	248	188	57	75	14.7

Technical data

Lifting method		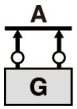		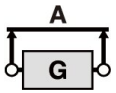			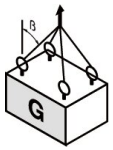	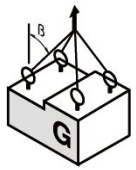			
No of legs		1	2	1	2	2	2	2	3-4	3-4	3-4
Angle of inclination		0	0	90	90	0-45	45-60	unsymm.	0-45	45-60	unsymm.

Thread					Load capacity (ton)						
M8		0,8	1,6	0,5	1	0,7	0,5	0,5	1,1	0,8	0,5
M10		1,2	2,4	0,7	1,4	1	0,7	0,7	1,5	1,1	0,7
M12		1,5	3	1	2	1,4	1	1	2,1	1,5	1
M16		3,2	6,4	2	4	2,8	2	2	4,2	3	2
M20		4,5	9	3	6	4,2	3	3	6,3	4,5	3
M24		9	18	5	10	7	5	5	10,5	7,5	5
M30		12	24	7,8	15,6	10,9	7,8	7,8	16,4	11,7	7,8
M36		14	28	12,5	25	17,5	12,5	12,5	26,3	18,8	12,5
M42		16	32	15,6	31,2	21,8	15,6	15,6	32,8	23,4	15,6
M48		20	40	20	40	28	20	20	42	30	20
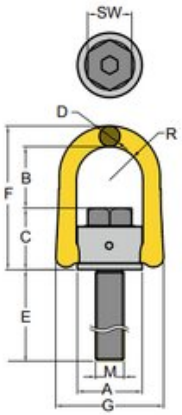
Blueprint